



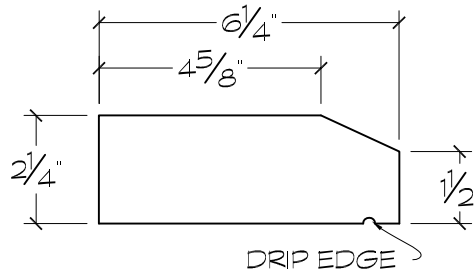
Harvey Cement Products, Inc.

Since 1947

16030 Park Avenue, Harvey, IL 60426

Ph: 708.333.1900 F: 708.333.1910

www.harveycement.com



CROSS SECTION

① **PROFILE BX**

ARCH REF:
SCALE: 3"=1'-0"

CAN BE USED AS CORNICE WITH CHAMFER AT BOTTOM EDGE

Profile ID

BX

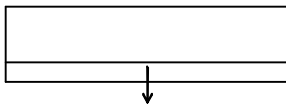
SUGGESTED USE

Sill	×
Transition Band	×
Coping	
Cap	×
Band	×
Cornice	×

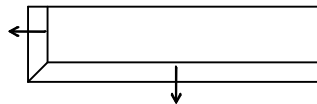
TYPE / SIZE AVAILABILITY

TYPE	LENGTH(S)
Straight	23 5/8"
Left End Return	24 5/8"
Right End Return	24 5/8"

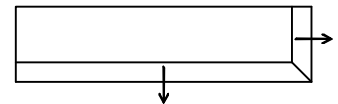
TOP VIEWS



STRAIGHT



LEFT END RETURN



RIGHT END RETURN

DRIP EDGE - OPTIONAL